


# Introduction to New Testament Survey 1

The Gospels and Acts



*And the Word became flesh, and dwelt among us,  
and we beheld His glory, glory as of the only begotten  
from the Father, full of grace and truth.*  
John 1:14




CBLT

This booklet has been prepared for those who are planning on taking the complete course of *New Testament Survey 1; The Gospels and Acts*. The lessons have been divided into booklets instead of being published as a whole course book and text book so that they can be used independently. However we highly recommend working through the whole course as it was originally laid out and following the projects and assignments as you see them in this introduction, especially if you are a church leader. Every lesson booklet in this course will contain two lessons. Each booklet covers either one book of the Gospels or the book of Acts. In addition there is one booklet that covers some of the historical information that is helpful to put the times of the New Testament into context.

This introductory booklet includes a course certificate which can be filled out by your leader when you finish the course successfully. It is at the end of this booklet as well as an Assignment Check List which shows the assigned projects which must be signed by your coach or the indicated person in order to receive your certificate.

The symbol on the cover of all the booklets for this course uses fish to remind you of Jesus' words, "Follow Me, and I will make you fishers of men" (Matthew 4:19). Jesus' call elicited a wholehearted response from Peter and John. We hope this course will elicit a similar response from you, "Yes, I want to become a fisher of men, I want to join Peter and John, I want to be on *your team* Jesus!"



The **fish** was an early symbol of **Christian faith** that endures today. The fish is thought to have been chosen by the early Christians for several reasons:

- "Ichthus", the Greek word for fish, is an acrostic for "Jesus, Christ, Son of God, Savior";
- The fish would not be an obvious Christian symbol to persecutors;
- Jesus' ministry is associated with fish: the miracle of the loaves and fish, His choice of several fishermen to be His disciples and the declaration that He would make them "*fishers of men*".

The New Testament deals with the establishment of God's Eternal Spiritual kingdom here on earth. The Gospels begin with a picture of the founder King and how He prepared a team to be *Fishers of Men* for eternity. The book of Acts shows how these men were catching fish —*winnings souls*. Jesus summons us in John 15, "I chose you and appointed you to go and bear fruit," and "This is to my father's glory, that you bear much fruit" (John 15: 16 and 8). And Christ demonstrated that He meant what He said by the miraculous catch of fish (Luke 5:6; John 21:6).

The next few pages are planners so that you can be more effective in using your time for your studies. We highly recommend that you use them to help you stay on target. If you are unfamiliar with using them it will be explained later.

Printed by the Union of Evangelical Christian Baptists for use of the CBLT ministry only.

All other uses or reproductions by written permission only.

Note Exodus 20:15.

2019.

All rights reserved.

# Contents

Monthly Course Planner .....	4
Overview.....	8
One Solitary Life .....	7
Course Introduction.....	10
Student Instructions for New Testament Survey 1 .....	13
Assignment Check List .....	18
Certificate of Completion.....	19

## MONTHLY COURSE PLANNER

Year \_\_\_\_\_ Month \_\_\_\_\_

Days of Month	Academic Goals and Schedule Planning	Character Goals Character Trait		Ministry Goals and Assignments	
	(lessons/pages to cover)	(Trait plus Bible ref.)		(# of assignments to complete)	
1					
2					
3					
4					
5					
6					
7					
8					
9					
10					
11					
12					
13					
14					
15					
16					
17					
18					
19					
20					
21					
22					
23					
24					
25					
26					
27					
28					
29					
30					
31					

How well did the student fulfill his plans?

The Character Bible verse should be learned the first week. Record the date quoted perfectly \_\_\_\_\_

From the following 4 options choose the one that most accurately describes the results obtained by the student. Outstanding; Good; Satisfactory; Insufficient.

Coach evaluate and fill in blanks # 1 and # 3.

Spouse or family member please fill in blank # 2 and then sign on the line below it.

## MONTHLY COURSE PLANNER

Year \_\_\_\_\_ Month \_\_\_\_\_

Days of Month	Academic Goals and Schedule Planning	Character Goals Character Trait		Ministry Goals and Assignments	
	(lessons/pages to cover)	(Trait plus Bible ref.)		(# of assignments to complete)	
1					
2					
3					
4					
5					
6					
7					
8					
9					
10					
11					
12					
13					
14					
15					
16					
17					
18					
19					
20					
21					
22					
23					
24					
25					
26					
27					
28					
29					
30					
31					

How well did the student fulfill his plans?

The Character Bible verse should be learned the first week. Record the date quoted perfectly \_\_\_\_\_

From the following 4 options choose the one that most accurately describes the results obtained by the student. Outstanding; Good; Satisfactory; Insufficient.

Coach evaluate and fill in blanks # 1 and # 3.

Spouse or family member please fill in blank # 2 and then sign on the line below it.



## MONTHLY COURSE PLANNER

Year \_\_\_\_\_ Month \_\_\_\_\_

Days of Month	Academic Goals and Schedule Planning	Character Goals Character Trait		Ministry Goals and Assignments	
	(lessons/pages to cover)	(Trait plus Bible ref.)		(# of assignments to complete)	
1					
2					
3					
4					
5					
6					
7					
8					
9					
10					
11					
12					
13					
14					
15					
16					
17					
18					
19					
20					
21					
22					
23					
24					
25					
26					
27					
28					
29					
30					
31					

How well did the student fulfill his plans?

The Character Bible verse should be learned the first week. Record the date quoted perfectly \_\_\_\_\_

From the following 4 options choose the one that most accurately describes the results obtained by the student. Outstanding; Good; Satisfactory; Insufficient.

Coach evaluate and fill in blanks # 1 and # 3.

Spouse or family member please fill in blank # 2 and then sign on the line below it.

# One Solitary Life

**H**ere is a man who was born in an obscure village, the child of a peasant woman. He grew up in another village. He worked in a carpenter shop until He was thirty. Then for three years He was an itinerant preacher.

He never owned a home. He never wrote a book. He never held an office. He never had a family. He never went to college. He never put His foot inside a big city. He never traveled two hundred miles from the place He was born. He never did one of the things that usually accompany greatness. He had no credentials but Himself...

While still a young man, the tide of popular opinion turned against Him. His friends ran away. One of them denied Him. He was turned over to His enemies. He went through the mockery of a trial. He was nailed upon a cross between two thieves. While He was dying His executioners gambled for the only piece of property He had on earth —His coat. When He was dead, He was laid in a borrowed grave through the pity of a friend.

Nineteen long centuries have come and gone, and today He is a centerpiece of the human race and leader of the column of progress.

I am far within the mark when I say that all the armies that ever marched, all the navies that were ever built; all the parliaments that ever sat and all the kings that ever reigned, put together, have not affected the life of man upon this earth as powerfully as has that one solitary life.<sup>1</sup>

---

<sup>1</sup> This essay was adapted from a sermon by Dr James Allan Francis in "The Real Jesus and Other Sermons" © 1926 by the Judson Press of Philadelphia (pp 123-124 titled "Arise Sir Knight!").

# OVERVIEW

This is an outline of the whole course.

## Course Introduction

### Lesson 1—Jesus: the Servant

- I. The Coming of Jesus
- II. Jesus Presents His Claim in Galilee
- III. Jesus Calls the Twelve
- IV. Jesus Involves the Twelve
- V. Jesus Instructs the Twelve
- VI. Jesus Presents His Claim in Jerusalem
- VII. Jesus Fulfills His Claim on the Cross
- Conclusion

### Lesson 2—Mark: Gospel of the Servant

- I. Background Information
- II. Special Emphases
- III. Jesus: The Servant of God
- Conclusion

### Lesson 3—Matthew's View of Jesus

- I. Introduction
- II. The Person of Jesus, the Messiah
- III. The Proclamation of Jesus the Messiah
- IV. The Passion of Jesus the Messiah
- Conclusion

### Lesson 4—Jesus: Messiah-King

- I. Background Information
- II. Special Emphases
- III. Jesus: The Promised Messiah
- Conclusion

### Lesson 5—Luke's Presentation of Jesus

- I. Initial Survey
- II. Miracles and Parables
- III. Kingdom Teaching
- IV. Concluding Applications

### Lesson 6—Luke: Gospel of the Son of Man

- I. Background Information
- II. Special Emphases
- III. Jesus: The Son of Man
- Conclusion



## **Lesson 7 — John's View of Jesus**

- I. Introduction to John
- II. In-depth Studies in John
- Conclusion

## **Lesson 8 — Jesus: Son of God**

- I. Background Information
- II. Special Emphases
- III. The Son of God
- Conclusion

## **Lesson 9 — New Testament Times**

- I. Inter-testamental Period
- II. Ruling Powers of the New Testament
- III. New Testament Geography
- IV. New Testament Language
- Conclusion

## **Lesson 10 — Jesus: God and King**

- I. A Review of the Gospels
- II. Was Jesus God?
- III. General Outline of the Life of Christ
- IV. The King and His Kingdom
- Conclusion

## **Lesson 11—Jesus: the Continued Story**

- I. Initial Observation
- II. In-depth Studies of Acts
- Conclusion

## **Lesson 12—Acts: the Gospel Continued**

- I. Background Information
- II. Special Emphases
- III. Jesus: The Living Lord
- Conclusion
- Conclusion of Course

# Course Introduction

**T**he New Testament is the most important book in the world. Through the record that it provides we have knowledge of the life and ministry of Jesus Christ. Without it we would certainly have oral tradition, but nothing as accurate as what we have in the New Testament.

It is divided into three basic categories: narrative/historical (the Gospels and Acts), the epistles, and apocalyptic (the Revelation). These parts are all interrelated and build on each other because they are all centered on the person of Christ. The Gospels record the life of Jesus Christ, and His purpose for coming to earth. Acts shows the continued ministry of Jesus through the Holy Spirit. The Epistles provide us with sound teaching about Jesus and our relationship with Him. Revelation reminds us of God's purpose in sending Christ to the world, and gives us hope for the future.

Each of the books of the New Testament is interrelated to the other books of the Bible. The Gospel of Matthew bridges the gap between the Old and New Testaments by showing how Jesus was the fulfillment of so many Old Testament prophecies. The other gospels introduce Jesus to the Gentile world. Together the Gospels show how Jesus began to establish His Kingdom. The growth of the Kingdom of God is seen in Acts, where we also find the foundation of the Epistles when we meet the churches that the Epistles were addressed to. In the Epistles we find the teaching that we missed in Acts. Acts relates historical events, whereas the Epistles give us instruction about the Kingdom of God. Revelation, the last book in the New Testament, gives us a glimpse of the Kingdom of God in the future. We see some of the struggles that will come and a little of the glory of what will be when Jesus Christ returns.

## Course Objectives

The general aims of this New Testament Survey course are threefold:

1. Know—to impart knowledge to you as the student (knowledge objectives).
2. Be—to bring change in you as the student (character objectives).
3. Do—to induce action by you as the student (practical objectives).

### 1. Knowledge Objectives

This course has been prepared to enable you:

- a. To study the Bible effectively. This will be accomplished by furnishing you with guidelines for doing effective Bible study in this course and by encouraging you to practice effective Bible study through the lesson assignments.
- b. To gain a better understanding of the message of each New Testament book.

- c. To achieve a panoramic view of the whole New Testament.
- d. To develop an integrated understanding of the various New Testament books, doctrines, personalities, and background.
- e. To see the Christo-centric character of the New Testament.
- f. To evaluate the importance of the inspired Word of God as the special revelation of His will for all humankind in all ages.

## 2. Character Objectives

This course will:

- a. Encourage you to prayerfully search out and accept the truths of the Bible in general and the New Testament in particular in order that you may mature in Christian experience.
- b. Inspire you to grow in love and dedication to the Lord Jesus Christ.
- c. Help you develop greater faith, power, vision, wisdom, and compassion for Christian ministry.

## 3. Practical Objectives

This course has been prepared:

- a. To equip you to be a diligent Bible scholar in order that you may be as effective as possible in Christian service.
- b. To give you a practical knowledge of the New Testament that you will be able to share with others.
- c. To provide you with opportunities to share what you are learning through preaching, teaching, and Bible studies.
- d. To encourage you to continue to reach out as a witness to those around you.

We offer you this course with the hope that it will give you a better understanding of the New Testament, personal spiritual growth as New Testament truths are applied to your own life, and a very fruitful ministry as these truths are utilized in Christian service.

## Course Description

In *New Testament Survey 1* we will study the Gospels and Acts, the past work of Jesus Christ. *New Testament Survey 2* will cover the Epistles and Revelation: the present and future work of Jesus. We have also provided two summary lessons on the life and times of Jesus in *New Testament Survey 1*.

As you can see from looking at the course outline, *NTS 1* is organized a bit differently than you might be expecting. We have chosen to start with a study of the Gospel of Mark, after which we will move on to the other gospels. In between the lessons on the Gospels and Acts we have included two lessons which deal with some crucial issues in relation to the gospel.

Throughout this survey course we will focus first on the study of the Bible and then on the supplementary historical information. Many New Testament Survey courses tend to focus more on the supplementary material than on the actual Biblical text. We want to guard against this, but background material is valuable and beneficial for Biblical study. Therefore, we have chosen to include a few of the social and historical highlights as well as some other supplementary information for each New Testament book. This means that you will first complete a study of the Biblical text and

then you will receive some additional material to help you with your interpretation of the book being studied.<sup>2</sup>

This course seeks to introduce a panoramic view of the New Testament by studying:

1. The chronological sequence of the writing of its books, and its events.
2. Its significant geographical information.
3. Its principal characters.
4. An outline and a synopsis of the content of its books.
5. Its outstanding doctrines, passages, terms, and events.

---

<sup>2</sup> If you want to study the historical and social background of the New Testament further please read *New Testament Survey* by Merrill C. Tenney, which is an excellent introduction to many of the academic studies of the New Testament.

# Student Instructions for *New Testament Survey 1*

**R**ead the preliminary instructions very carefully. By following the instructions you will be able to get the most benefit from the course.

## **COURSE DESIGN**

This workbook is divided into twelve lessons. Each lesson includes questions, exercises, and often study projects and practical assignments to help you understand and apply what you are learning. It is our desire, as you diligently work through this course, that growth will be evident in your life.

You should allow yourself an average of six hours of uninterrupted study time to complete each lesson. This would include doing the required reading, answering the questions, doing the exercises, and completing the assignments.

If you will be teaching this course to someone else later on, you may want to keep track of how many hours you needed to complete each lesson. It would also be helpful for future reference to note any problems encountered or questions raised as you work through the course.

It is the aim of this workbook to guide you in conversation with the Holy Spirit through this study of the New Testament. Think of a triangle with you in the middle—workbook in hand—with the textbook, the Holy Spirit, and the New Testament occupying three corners of the triangle. You will enjoy a rewarding learning experience if you will allow the workbook to lead you in such a conversation.

## **COURSE COMPLETION CERTIFICATE**

The Course Completion Certificate which is in the back of your this booklet will be filled out by your facilitator and signed by your local pastor. This is a permanent record for you, the student.

## **ASSIGNMENT CHECKLIST**

This immediately precedes the certificate and contains the practical assignments you need to complete for this course. Each of those assignments must be initialed by a leader in your church. Preferably this is to be done by one person whose name you will write in at the top of that page.





## **MONTHLY PLANNERS**

You will also have noticed these. They will be used to plan your schedule so that you stay on target with the course. Your facilitator will evaluate how well you have used your planner and accom-

plished your goals every month. You will also work on a character trait with the rest of your group each month. This will be assigned by your facilitator and you will check off the results each day as you work on developing that trait in your life. At the end of the month your spouse or a family member that you live with is to evaluate your progress and sign the planner.

## LESSON DESIGN

Since most individuals taking this course are extremely busy people, we have tried to design each lesson with clearly defined steps for easy completion. There are several standard components in each lesson to facilitate your study. They are explained below so that you may recognize and use them to full advantage:

1. **Lesson Outlines** provide an overview of the sections of each lesson. In this way you can anticipate the flow and sequence of the various topics to be covered before you begin your study.
2. **Lesson Objectives** are provided to help you identify the most crucial parts of each lesson and thus give you guidance as to the best use of your study time. Once you have finished a lesson, you can evaluate how well you have mastered the material by checking to see if you can fulfill the Lesson Objectives. The seminar discussion items are chosen from these lists, so be prepared!
3. **Questions** are asked to help you interact with the material being covered. Questions call for an immediate response. Whenever you see the heading “Question,” stop and write an answer in your workbook. You may then check your answers with those provided under the heading “Answers to Questions” at the end of the lesson you are studying. Questions and answers are numbered sequentially in each lesson to facilitate the checking of your work. 
4. **Exercises** are limited study activities. They point out specific things you are to do to involve yourself in the study of the lesson material. In this course the exercises will often provide opportunity for you to begin digging deeper in the Biblical text or creating materials through which you can pass on what you are learning. In the answer section at the end of the lesson there is a special part for “Answers to Exercises.” When an answer is appropriate, it will be given. You should be prepared to discuss and evaluate these assignments when you meet with your group. 
5. **Further Study Projects** give advanced students the opportunity to get more out of this course. 
6. **Practical Assignments** are extensive application studies or activities designed to help you internalize the concepts of the lesson. They are the most important part of the course. It is in the assignments that you have the opportunity to see how the concepts studied in the lesson can be worked out in your life. No answers are provided for the projects, but each one will be carefully evaluated and discussed during the seminar times. A list of all the practical assignments is given at the end of this introductory section. 
7. **Appendices** include both resources needed for lesson completion and useful reference materials that may be of benefit to you outside of the study requirements of this course. They are at the end of each lesson booklet. Use them as directed in the lessons.
8. **Examinations** are also important components of this course. There are three in all. The results of the exams will contribute to your final grade.

## MATERIALS NEEDED

For this course you must have a Bible, or New Testament, which you will feel free to mark up as you will be required to make many markings. When you read, always keep a pen beside you so that



you can mark whenever you find something particularly important to you. You will also need the lesson booklets 1-6 and a personal notebook for written assignments.

The most important text, which is included in the appendices is *A Look at the New Testament*. Dr. Henrietta Mears, the author, lived in the mid-twentieth century and was a dynamic Christian who influenced 400 young people to enter full time Christian service—including the famous American evangelist Billy Graham and the founder and leader of Campus Crusade for Christ, Bill Bright. Billy Graham once said of her, “I doubt if any other woman outside my wife and mother has had such a marked influence [on my life]. She is certainly one of the greatest Christians I have ever known!” She had a burning passion for souls and as new believers were added to the church she began developing Bible lessons to found them deeply in the Christian Life. This ultimately became a publishing company, Gospel Light, as people across America asked to receive this material. She was a clear communicator with deep convictions and a Christ-centered life. Her book is still considered a classic survey of the New Testament.

**NOTE:** It will be helpful in your study, if you have access to a good paraphrased version of the New Testament, so that you can read the most interesting and the most difficult passages in a paraphrase after reading them in a standard translation.

## COURSE GRADING SYSTEM

The grading scale shown below:

1. Shows how a **final grade** is determined for *New Testament Survey I*
2. Identifies **definite standards** for the completion of the course
3. Reflects a **balanced concern** for development in the areas of academics, faithfulness in attendance, and practical involvement
4. Serves as an **evaluation tool** in identifying areas of need and growth in your life

## GRADING SCALE

Grade	Exams	Workbook	Attendance	Practical Assignments	Study Projects
5	3 of 3 90%	100% complete	7 of 7 seminars	11 of 11	6 of 6
4	3 of 3 80%	90% complete	7 of 7 seminars	9 of 11	5 of 6
3	3 of 3 80%	80% complete	6 of 7 seminars	8 of 11	4 of 6
2	3 of 3 75%	75% complete	6 of 7 seminars	7 of 11	3 of 6
1	Insufficient attendance or work				

## MEANING OF THE FINAL GRADE

- 5 — Excellent academically, faithful in attendance, completed all Practical Assignments, Study Projects, and exams. Overall excellent performance.
- 4 — Good academically, faithful in attendance, completed most Practical Assignments, Study Projects, and all exams. Overall above average performance.

- 3 — Good academically, reasonably faithful in participation and attendance, completed a minimum of 8 Practical Assignments, 4 Study Projects and all exams. Overall average performance.
- 2 — Good academically, reasonably faithful in participation, completed a minimum of 7 Practical Assignments, 3 Study Projects and all exams. Below average performance, but still acceptable as credit.
- 1 — Faithfulness in participation is a major concern; further participation is brought into question. Not sufficient to receive credit for the course.

## LIST OF STUDY PROJECTS AND PRACTICAL ASSIGNMENTS TO BE COMPLETED

### Study Projects:

1. Note "Kingdom of God" references in Mark and highlight them in your New Testament.
2. Note "Kingdom" references in Matthew highlighting them in your Bible.
3. Note Kingdom references in Luke, highlighting them and adding them to your notebook.
4. Describe the Kingdom of God. Use your work on Projects 1, 2, and 3 to make a summary.
5. Outline the book of Acts.
6. List what you have learned about the Holy Spirit in the book of Acts.

### Practical Assignments:

1. Preach a sermon based on the book of Mark.
2. Teach on Matthew 20:1-16, the Parable of the Generous Landowner.
3. Teach children on a parable from the book of Luke.
4. Show Jesus' compassion by helping a physically needy person
5. Follow Jesus' example of service. Note Jesus' acts of service in Luke and then compare your own life and prepare three acts to do in the coming month.
6. Share what you have learned about John's gospel in a small group.
7. Communicate the resurrection message, either with a sermon or a skit.
8. Lead a Bible study discussion on Matthew 23.
9. Preach the Gospel (witness).
10. Preach from the first and last chapter of Acts.
11. Witness by word and deed. Follow the Holy Spirit's guidance to touch someone's life for the sake of Christ.

## ASSIGNMENT RECORD

Use the record to record your completion of the work, and to help you plan your time effectively.

Lesson	NT Reading	✓	Text Reading	✓	Study Project	✓	Practical Assignment	✓
1	Mark				1. Note Kingdom of God references in Mark			
2	Mark		Mears, Chap. 3				1. Preach sermon on Mark	
3	Matthew				2. Note Kingdom references in Matthew		2. Teach on Matthew 20:1-16	
4	Matthew		Mears, Chap. 2					

5	Luke			3. Note Kingdom references in Luke		3. Teach a parable from Luke	
						4. Show Jesus' compassion by helping someone needy	
6	Luke		Mears Chap. 4			5. Follow Jesus' example of service	
7	John					6. Share a testimony	
8	John		Mears Chap. 5			7. Communicate the resurrection message	
9			Mears Chap. 1				
10	Various				4. Describe the Kingdom of God.	8. Lead a Bible study discussion on Matthew 23 9. Preach the Gospel	
11	Acts				5. Outline the book of Acts.	10. Preach from the first and last chapter of Acts.	
12	Acts		Mears Chap. 6		6. List what you have learned about the Holy Spirit in the book of Acts	11. Witness by word and deed.	

# Assignment Check List

Student's Main Church/Ministry: \_\_\_\_\_

Person Responsible For Assignment Approval:

\_\_\_\_\_  
(Pastor or other church/ministry leader)

Assignments	Date Completed	Approved
1. Preach a sermon based on the book of Mark.		
2. Teach on Matthew 20:1-16, the Parable of the Generous Landowner.		
3. Teach children on a parable from the book of Luke.		
4. Show Jesus' compassion by helping a physically needy person		
5. Follow Jesus' example of service. Carry out three acts of service.		
6. Share what you have learned about John's gospel in a small group.		
7. Communicate the resurrection message, either with a sermon or a skit.		
8. Lead a Bible study discussion on Matthew 23		
9. Preach the Gospel (witness).		
10. Preach from the first and last chapter of Acts.		
11. Witness by word and deed. Follow the Holy Spirit's guidance to touch someone's life for the sake of Christ.		



# Certificate of Completion

Grades help to reflect a balanced concern for development in the areas of character development, academics, faithfulness in participation and practical involvement. The following provides a picture of the student's "know," "be," "do," development during this course.

## This certifies that

\_\_\_\_\_  
(Student's full name)

Location: \_\_\_\_\_ Coach's full name \_\_\_\_\_

## has completed the course *New Testament Survey I*

with the following grade.

Date of course completion: \_\_\_\_\_

## COURSE GRADES

**Character Development:** 3 Traits evaluated as follows:

Character Trait	Improvement

### Academics

3 Exams average grade \_\_\_\_\_ Grade \_\_\_\_\_ %

Workbook completed \_\_\_\_\_ Grade \_\_\_\_\_ %

### Faithfulness

Attended \_\_\_\_\_ out of 7 sessions; \_\_\_\_\_ Grade \_\_\_\_\_ %

### Practical Ministry

Assignments completed \_\_\_\_\_ out of 11 \_\_\_\_\_ Grade \_\_\_\_\_ %

Study projects completed \_\_\_\_\_ out of 6 \_\_\_\_\_ Grade \_\_\_\_\_ %  
(In writing)

**Final Course Grade** \_\_\_\_\_ (\_\_\_\_\_)

Coach's signature \_\_\_\_\_

Pastor's name and signature \_\_\_\_\_

